



ROYAL ENFIELD
HUNTER
350



THE 2025 HUNTER 350

With new features and new colourways inspired by—and designed for—the coolest neighbourhoods in the world, including the brick lanes of London, the asphalt streets of Tokyo and the beaches of Rio de Janeiro. A machine built to scan the streets and lock onto the pulse of the city. From Bristol to Banaras, from Rio to Raipur—keep hunting.



HUNT YOUR HOOD

Increased ground clearance.
Retuned suspension. And an intuitive ergonomic triangle that syncs with you perfectly, reacting to your every pulse and every move. The 2025 Hunter 350 isn't just a motorcycle. It's the perfect ally for hunting your hood, two wheels at a time.




MAXIMUM MOTORCYCLE PER SQUARE INCH

The 2025 Hunter 350 is Pure Motorcycling in its most concentrated form. Its short wheelbase and compact, muscular design are now updated with a retuned rear suspension that lets you turn on a dime through traffic, twisties and everything in between.



TORQUE OF THE TOWN

At the heart of the Hunter is 350cc of power and torque. Paired with a slip-assist clutch that keeps you nimble and responsive with each flick of the wrist, it turns every neighbourhood into your playground, every time you hunt.



LED LIGHTS

Hunt through the night without a hitch. The 2025 Hunter 350's updated LED headlight allows you to see clearly anywhere, anytime.




DIGI-ANALOGUE INSTRUMENT CLUSTER WITH TRIPPER POD

The retro-styled, digital-display LCD speedometer of the 2025 Hunter 350 comes equipped with the Royal Enfield Tripper Navigation System, so you can stay on track on every hunt.



ON-THE-GO FAST CHARGING

Never miss an update from your tribe.
Stay plugged in even when you ride out
thanks to the Type-C charging port.



SLIP-ASSIST CLUTCH

A slip-assist clutch keeps you nimble and responsive, with every flick of the wrist, no matter what your speed.



NEW SUSPENSION AND ENHANCED COMFORT

Ride in complete comfort even on the bumpiest of streets with the 2025 Hunter 350's new suspension and a new seat that features upgraded cushioning.

COLOURWAYS



TOKYO BLACK



LONDON RED



REBEL BLUE



DAPPER GREY



RIO WHITE



FACTORY BLACK

SPECIFICATIONS

TOP AND MID

ENGINE

TYPE	SINGLE CYLINDER, 4 STROKE, AIR-OIL COOLED
DISPLACEMENT	349CC
BORE X STROKE	72 MM X 85.8 MM
COMPRESSION RATIO	9.5 : 1
MAXIMUM POWER	20.2 BHP @ 6100 RPM (14.87 KW)
MAXIMUM TORQUE	27 NM @ 4000 RPM
IGNITION SYSTEM	ELECTRONIC FUEL INJECTION (EFI) (CONTI)
CLUTCH	WET, MULTI-PLATE
GEARBOX	5 SPEED CONSTANT MESH
LUBRICATION	WET SUMP, FORCED LUBRICATION
ENGINE OIL	SAE 15 W 50 API, SL GRADE, JASO MA 2 SEMI SYNTHETIC
AIR CLEANER	PAPER ELEMENT
ENGINE START	ELECTRIC

CHASSIS AND SUSPENSION

TYPE	TWIN DOWNTUBE SPINE FRAME
FRONT SUSPENSION	TELESCOPIC, 41MM FORKS
REAR SUSPENSION	TWIN SHOCK ABSORBERS, WITH 6-STEP ADJUSTABLE PRELOAD

DIMENSIONS

WHEELBASE	1370 MM
GROUND CLEARANCE	160 MM
LENGTH	2055 MM
WIDTH	810 MM (WITHOUT MIRRORS)
HEIGHT	1070 MM (WITHOUT MIRRORS)
SEAT HEIGHT *	790 MM
KERB WEIGHT	181 KG (WITH 90% FUEL & OIL)
FUEL CAPACITY	13 LTR

BRAKES AND TYRES

TYRES FR.	ALLOY WHEEL- 110/70-17" 54P (TUBLESS TYRE)
TYRES RR.	ALLOY WHEEL - 140/70 - 17" 66P (TUBELESS TYPE)
BRAKES FRONT	300 MM DISC WITH TWIN PISTON FLOATING CALIPER
BRAKES REAR	270 MM DISC, SINGLE PISTON FLOATING CALIPER
ABS	DUAL CHANNEL ABS

ELECTRICALS

ELECTRICAL SYSTEM	12 VOLT - DC
BATTERY	12 VOLT, 8 AH, VRLA (MAINTENANCE FREE)
HEAD LAMP	HB/LB : 12V, 16.5W/11W (LED) WITH INTEGRATED FPL 12V, 1.65W(LED)
TAIL LAMP	TAIL/STOP : 13.5V, 0.5W/4.8W (LED)
TURN SIGNAL LAMP	12V, 10W X 2 PAIRS [FRONT & REAR]
CLUSTER	DIGI-ANALOG (KMPH) (SINGLE SCALE)
USB CHARGER	USB CHARGER - TYPE-C FAST CHARGING

SPECIFICATIONS

BASE

ENGINE

TYPE	SINGLE CYLINDER, 4 STROKE, AIR-OIL COOLED
DISPLACEMENT	349CC
BORE X STROKE	72 MM X 85.8 MM
COMPRESSION RATIO	9.5 : 1
MAXIMUM POWER	20.2 BHP @ 6100 RPM (14.87 KW)
MAXIMUM TORQUE	27 NM @ 4000 RPM
IGNITION SYSTEM	ELECTRONIC FUEL INJECTION (EFI) (CONTI)
CLUTCH	WET, MULTI-PLATE
GEARBOX	5 SPEED CONSTANT MESH
LUBRICATION	WET SUMP, FORCED LUBRICATION
ENGINE OIL	SAE 15 W 50 API, SL GRADE, JASO MA 2 SEMI SYNTHETIC
AIR CLEANER	PAPER ELEMENT
ENGINE START	ELECTRIC

CHASSIS AND SUSPENSION

TYPE	TWIN DOWNTUBE SPINE FRAME
FRONT SUSPENSION	TELESCOPIC, 41MM FORKS
REAR SUSPENSION	TWIN SHOCK ABSORBERS, WITH 6-STEP ADJUSTABLE PRELOAD

DIMENSIONS

WHEELBASE	1370 MM
GROUND CLEARANCE	160 MM
LENGTH	2055 MM
WIDTH	810 MM (WITHOUT MIRRORS)
HEIGHT	1070 MM (WITHOUT MIRRORS)
SEAT HEIGHT *	790 MM
KERB WEIGHT	181 KG (WITH 90% FUEL & OIL)
FUEL CAPACITY	13 LTR

BRAKES AND TYRES

TYRES FR.	SPOKE WHEEL - 100/80 - 17" - 52P (TUBE TYPE)
TYRES RR.	SPOKE WHEEL - 120/80 - 17" - 61P (TUBE TYPE)
BRAKES FRONT	300 MM DISC WITH TWIN PISTON FLOATING CALIPER
BRAKES REAR	153 MM DRUM, SINGLE LEAD INTERNAL EXPANDING
ABS	SINGLE CHANNEL ABS

ELECTRICALS

ELECTRICAL SYSTEM	12 VOLT - DC
BATTERY	12 VOLT, 8 AH, VRLA (MAINTENANCE FREE)
HEAD LAMP	HB/LB : 12V, HSI-35/35W (HALOGEN)
TAIL LAMP	TAIL/STOP : 12V, 21/5W [BULB]
TURN SIGNAL LAMP	12V, 10W X 2 PAIRS [FRONT & REAR]
CLUSTER	DIGI-ANALOG (KMPH) (SINGLE SCALE)
USB CHARGER	TYPE-C PORT

PERSONALISE
YOUR 2025
HUNTER 350
YOUR WAY.
FROM DAY 1.

MIY
MAKE IT YOURS

KNOW MORE



MAKE IT YOURS

Choose the way you hunt by
personalising and customising
your 2025 Hunter 350.

MACHINE LOVE



SERVICE COST CALCULATOR

Plan ahead. Get the estimated service cost for your motorcycle before you book the appointment.



ROADSIDE ASSISTANCE

Get peace of mind wherever you're headed with on-site support for your motorcycle.



SPARES, ESSENTIALS, OILS & LUBES

Choose from our widely available range of Royal Enfield Spare Parts, Essentials, Oils, and Lubes, and keep your motorcycle riding at its best.




EXTENDED WARRANTY

Avail up to two additional years of complete coverage on all repairs, replacements and maintenance.



SERVICE BOOKING ON ROYAL ENFIELD APP

Book your motorcycle service appointment anytime, anywhere via the Royal Enfield app.



LABOUR ANNUAL MAINTENANCE CONTRACT

In addition to having all your labour costs covered as part of your scheduled service, get 10% off on all additional labour costs and 5% off on all spare parts.

KEEP HUNTING

ROYAL ENFIELD
HUNTER
350

Some of the components and accessories featured in the photographs may not be a part of the standard fitment and applicable for all markets.
For any queries, call us at 18002100007 or email us at support@royalenfield.com



Royal Enfield



Royal Enfield



Royal Enfield