

ROYAL ENFIELD


METEOR
350

CRUISE EASY



Cruising - that holy grail where the rider becomes one with the machine, the terrain and somehow becomes free from the act of riding, primed to soak in the surroundings. The Meteor represents that eternal essence of riding, the spirit of the cruise; with classic contours & timeless design cues, it is an easy thoroughbred cruiser, ready for the open highway and for meeting the challenges of urban commute with equal ease.





A NEW HEART

At the heart of the Meteor is the J series Air-Oil Cooled, 349cc, SOHC engine with a characteristic long stroke producing smooth tractable power and plenty of bottom-end torque. The electronic fuel injection (EFI) system provides reassuring power delivery right from the start, consistently throughout the rev range which ensures a unique performance. Continuing the legend of the easy singles, the new engine throbs with a beat that is distinctively Royal Enfield.



**349cc, Single Cylinder,
4-stroke, Air-Oil Cooled**



Maximum Torque
27 Nm @4000 rpm



Maximum Power
20.2 BHP @6100 rpm



Gearbox
5 Speed constant mesh



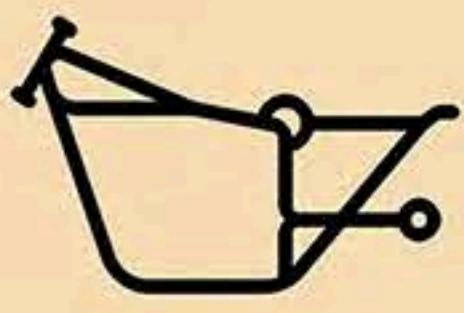
Fuel Capacity
15 ltr



Ignition System
Electronic Fuel Injection
(EFI)

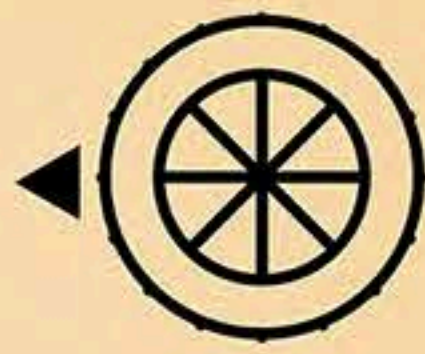
A REFINED GLIDE

With an enhanced chassis setup, accessible riding position, advanced braking ability, high specification suspension and responsive power delivery, the Meteor 350 is set to light up the world of cruising. Its agile, light handling is a result of hours of testing and development culminating in a new chassis that is stronger, stiffer and more durable without compromising on rider comfort. A 1400mm wheelbase and seat-height of 765mm, makes for an accessible and confident riding position. The larger front disc with floating caliper and twin pistons coupled with the Dual-Channel ABS (Anti-lock Brake System) for both the front and rear, results in better stopping in emergency braking situations.



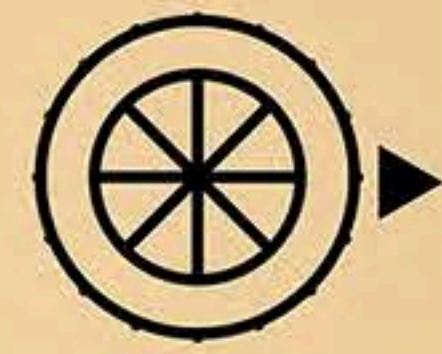
Chassis Type

Twin Downtube
Spine Frame



Front Tyres

100/90 - 19" - 57P
(Tubeless tyres,
Alloy Wheel)



Rear Tyres

140/70 - 17" - 66P
(Tubeless tyres,
Alloy Wheel)



Front Brake

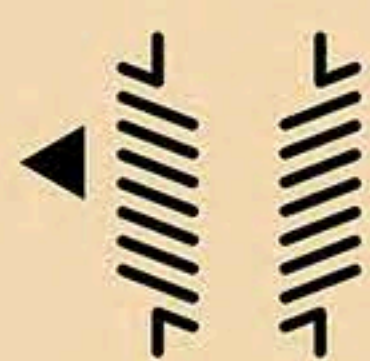
300 mm disc with
twin piston
floating caliper



Rear Brake

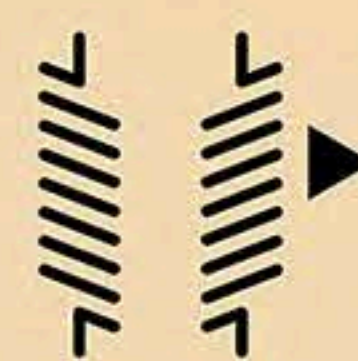
270 mm disc,
single piston
floating caliper

ABS
DUAL CHANNEL



Front Suspension

Telescopic,
41 mm forks,
130 mm travel



Rear Suspension

Twin tube emulsion
shock absorbers
with 6-step
adjustable preload



TRIPPER NAVIGATION



The Meteor 350 features a Tripper™ navigation system, the first-ever in a Royal Enfield. Powered by Google Maps and the Royal Enfield App, that connects smartphones with the motorcycle through Bluetooth. Tripper is a sophisticated navigation solution, rich in features specially developed for motorcyclists, that indicates directions through an intuitive display system. Combined with a host of facilities on the Royal Enfield App, including a USB charging port on the motorcycle, the Meteor 350 truly marks a new era in the storied history of Royal Enfield.



MAKE IT YOURS

Royal Enfield's core philosophy of making simple, fun, accessible motorcycles has made them a canvas for personalisation and customisation for years. Every Royal Enfield rider deserves to express themselves and their individuality through their motorcycle. With the **Make it Yours** initiative featuring vast personalisation options from day one, it's easier and engaging to express your individuality while enjoying a unique motorcycling experience.



COLOURS

FIREBALL



Fireball Yellow



Fireball Red

STELLAR



Stellar Blue



Stellar Red



Stellar Black

SUPERNOVA



Supernova Brown



Supernova Blue

ROYAL ENFIELD

METEOR 350

CRUISE EASY



For any queries, call us at 18002100007 or email us at support@royalenfield.com



Royal Enfield



Royal Enfield



Royal Enfield